



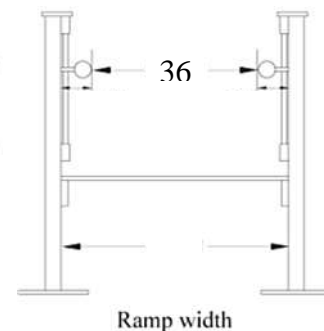
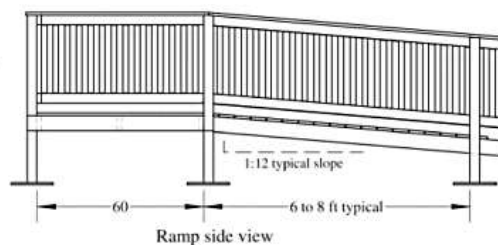
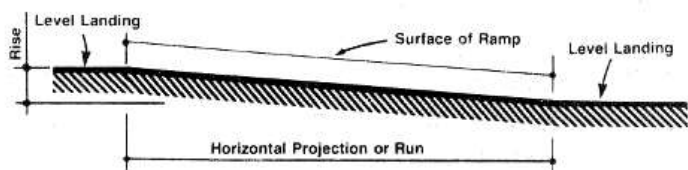
Ramps- 1 and 2 Family Dwellings

SPS 321.045 Ramps

(1) GENERAL. Every exterior or interior ramp which leads to or from an exit shall comply with the requirements of this section.

Note: See ICC/ANSI A117.1 chapter 5 for more guidelines relating to the design and construction of an accessible ramp. Under that standard, ramps along an accessible route for people with disabilities should have a slope of not more than 1-foot of rise in 12-feet of run and should have handrails on both sides of the ramp.

(2) SLOPE. Ramps shall not have a gradient greater than 1 in 8 or one foot of rise in 8 feet of run. Walkways with gradients less than 1 in 20 or one foot of rise in 20 feet of run are not considered to be ramps.



(3) SURFACE AND WIDTH. Ramps shall have a slip resistant surface and shall have a minimum width of 36 inches measured between handrails.

(4) HANDRAILS. Handrails shall be provided on all open sides of ramps. Every ramp that overcomes a change in elevation of more than 8 inches shall be provided with at least one handrail.

(a) Ramps which have a gradient greater than 8.33% or 1:12 or one foot rise in 12 feet of run and which overcome a change in elevation of more than 24 inches, shall be provided with handrails on both sides.

(b) Handrails shall be located so the top of the handrail is at least 30 inches, but not more than 38 inches above the ramp surface.

1. Open-sided ramps shall have the area below the handrail protected by intermediate rails or an ornamental pattern to prevent the passage of a sphere with a diameter of 4 3/8 inches when applying a force of 4 pounds, except as provided in subd.

2. This paragraph does not apply to ramps having a walking surface that is less than 24 inches above adjacent grade, if a toe-kick or side rail is provided to 4 inches above the walking surface, and a mid-rail is provided between the toe-kick or side rail and the handrail.

(d) The clear space between the handrail and any adjoining wall shall be at least 1½ inches.

SPS 321.045(5) (5) LANDINGS. A level landing shall be provided at the top, at the foot and at any change in direction of the ramp. The landing shall be at least as wide as the ramp and shall measure at least 3 feet in the direction of travel.