


## How to Login to your FDL email on the Web

1. <https://portal.office.com> or [www.fdl.wi.gov](http://www.fdl.wi.gov) and scroll to the bottom of the page and click on "Email"
2. Type in email address (first initial, full last name @ fdl.wi.gov) and click next



Microsoft

### Sign in

jelsinger@fdl.wi.gov

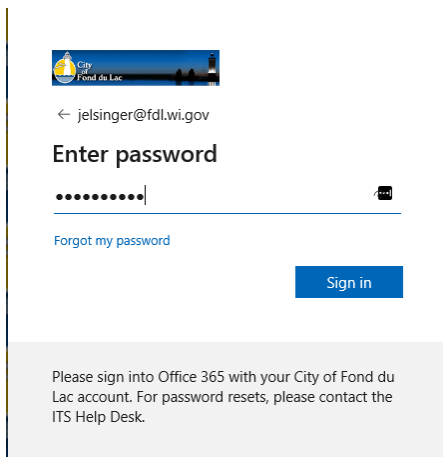
No account? [Create one!](#)

[Can't access your account?](#)

[Sign-in options](#)

Next

Enter your password and click sign in



City of Fond du Lac

← jelsinger@fdl.wi.gov

### Enter password

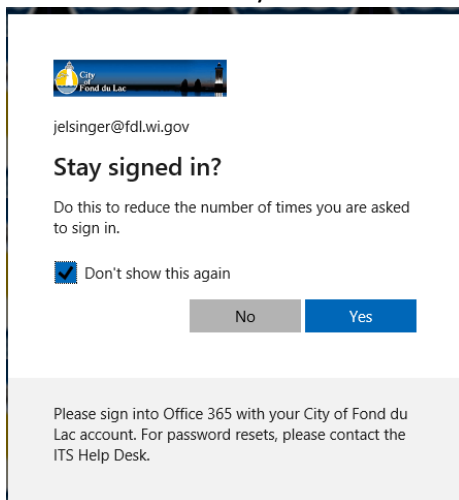
.....

[Forgot my password](#)

Sign in

Please sign into Office 365 with your City of Fond du Lac account. For password resets, please contact the ITS Help Desk.

Check the box and if you're on a shared computer click no, if you're on a personal PC you can click yes



City of Fond du Lac

jelsinger@fdl.wi.gov

### Stay signed in?

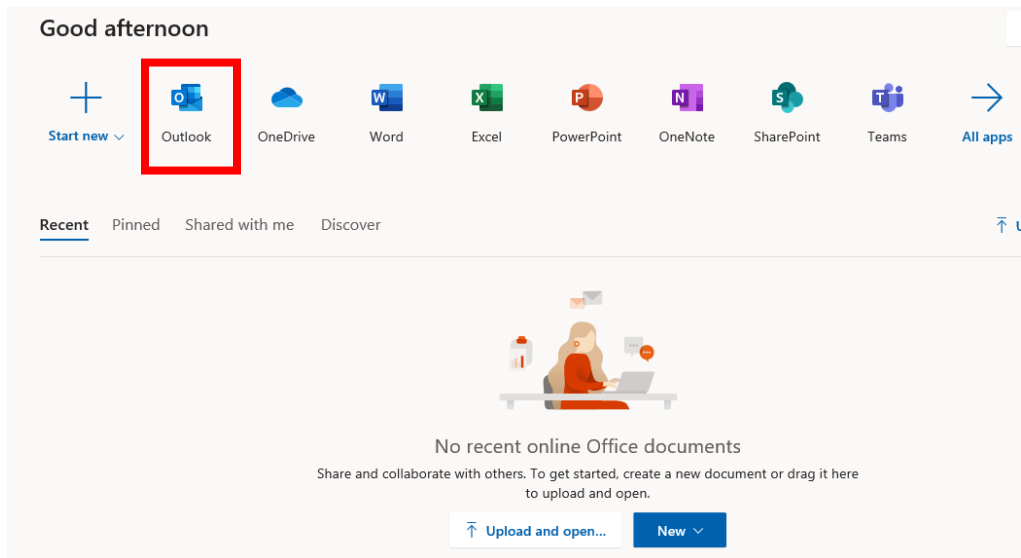
Do this to reduce the number of times you are asked to sign in.

Don't show this again

No Yes

Please sign into Office 365 with your City of Fond du Lac account. For password resets, please contact the ITS Help Desk.

## Click on the Outlook Icon



## You'll now be at your emails

