

## How to install outlook Calendar Integration for ShoreTel

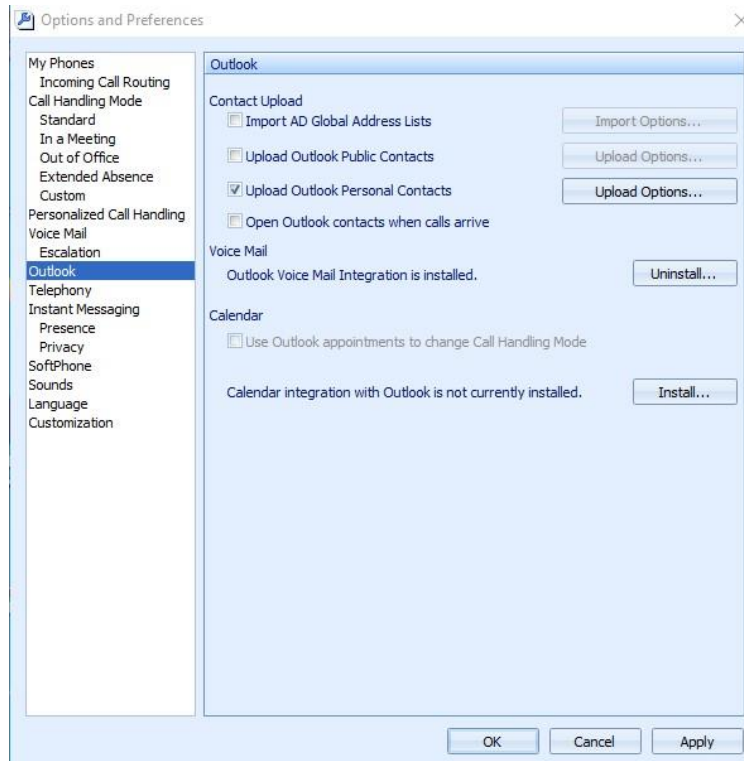


Open your Shoretel Communicator App

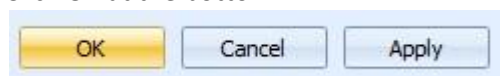
Click the drop down on Primary Phones and select Configure Phones



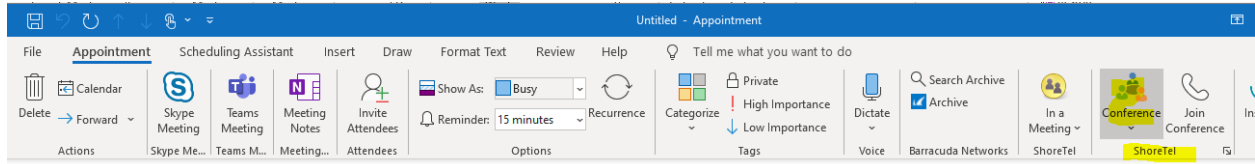
Select Outlook on the left side and click Install on the (Calendar Integration.....)



Click OK at the bottom



Once installed, from Outlook, create an appointment and select Conference/Create from ShoreTel toolbar.



Save & Close

Title

Start time: Wed 3/18/2020 11:30 AM  All day  Time zones

End time: Wed 3/18/2020 12:00 PM [Make Recurring](#)

Location

~~~~~

A ShoreTel conference call has been created for this meeting.  
Use either of the following to join the call:  
Call 8829 (Extension)  
+1 (920) 322-8829 (Local dial in)  
and enter the access code below followed by the # key.  
Participant code: 4559565

Or, click the link below:  
Participant: <http://conference.cityoffdl.org/conference/4559565>  
Test link: <http://conference.cityoffdl.org/test>

Mobile Auto Dial:  
VoIP: voip://+19203228829;4559565#  
iOS devices: +1 (920) 322-8829,4559565 and press #  
Other devices: +1 (920) 322-8829x4559565#

~~~~~