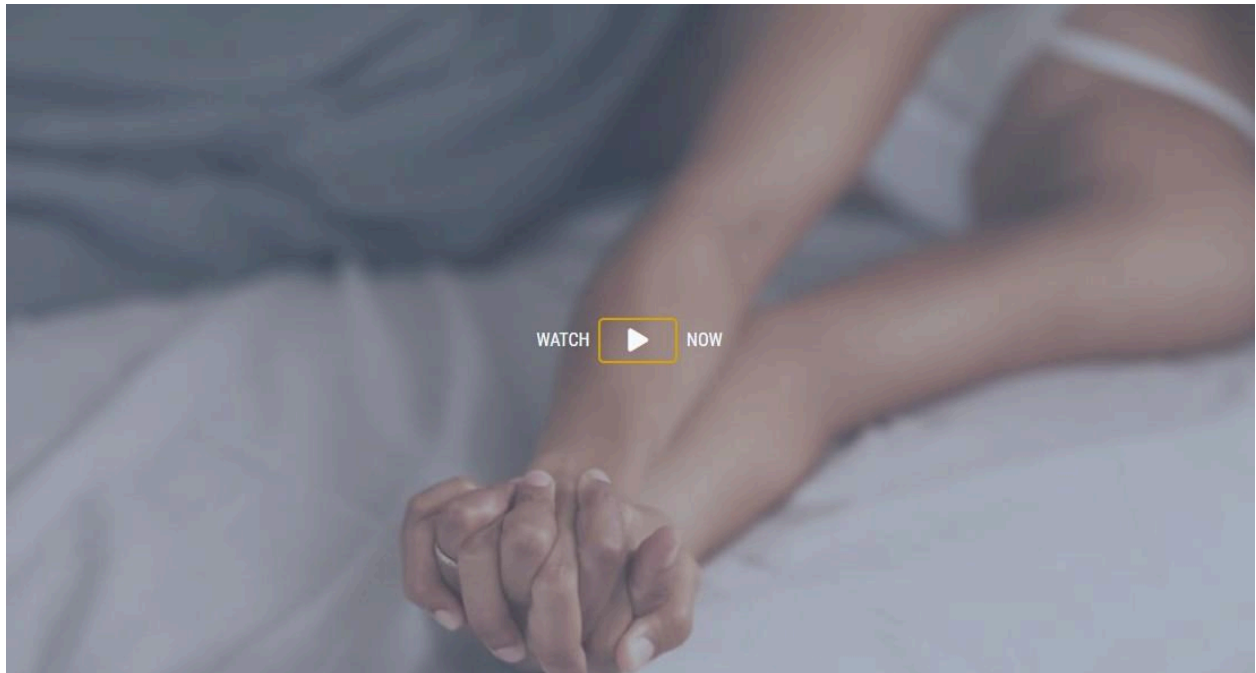




(FULL√HD*) Pakcricketinfo Sapna Shah Viral Video On Social Media


07 seconds ago Trending video new Leaked Original Video 2025 LINK Viral on Social Media X Today (Trending)

Trending video new viral original video video took the internet by storm and amazed viewers on various social media platforms. Trending video new viral, a young and talented digital creator, recently became famous thanks to this interesting video







Q10: What if none of the solutions work?



For assistance with Q U I C K B O O K S Payroll Support , call   +1.877.850.0361 or +1.877.850.0361. Support is available around the clock to help with tax calculations, compliance issues, and Payroll features.

Call Now For ( ++1.877.850.0361 or +1.877.850.0361) Frequently Asked Questions (Q&A)



Q1: Why is there a discrepancy in my Q U I C K B O O K S Payroll Support reconciliation?





A: Reconciliation discrepancies can occur due to data entry errors,   ++1.877.850.0361 or +1.877.850.0361 missing transactions, bank errors, or issues with the company file. Review   ++1.877.850.0361 or +1.877.850.0361 the reconciliation report and verify transaction details to identify the cause.

Q2: How do I review the reconciliation report in Q U I C K B O O K S Payroll Support ?

A: Go to the Reports menu, select Banking >   ++1.877.850.0361 or +1.877.850.0361 Reconciliation Discrepancy, and review the report for discrepancies.

Q3: What should I do if I find missing transactions?

A: Add the missing transactions in Q U I C K B O O K S Payroll Support and ensure there are no duplicates   ++1.877.850.0361 or +1.877.850.0361. Compare your bank statement with the transactions in Q U I C K B O O K S Premier Support to identify any omissions.

A: Download the Q u i c k B o o k s Tool Hub, go to the Company File Issues tab  
  +1.877.850.0361 or +1.877.850.0361 , and select Reconciliation Discrepancy Tool. Follow the prompts to diagnose and fix discrepancies.

Q9: Can unapplied payments or credits affect reconciliation?

A: Yes, payments or credits that are not applied correctly can affect reconciliation. Review each customer's account 🖥️⭐ 🖥️⭐ +1.877.850.0361 or +1.877.850.0361 in the Customer Center and ensure payments and credits are applied correctly.

Q10: What if none of the solutions work?

A: If none of the solutions work, contact QuickBooks support 🖥️⭐ 🖥️⭐ +1.877.850.0361 or +1.877.850.0361 for professional assistance. They can help diagnose and resolve complex issues.



For assistance with Q u i c k B o o k s Error Support, call 🖥️⭐ ++1.877.850.0361 or +1.877.850.0361 Support is available around the clock to help with tax calculations, compliance issues, and Payroll features.

Call Now For Q u i c k B o o k s Error Support, call 🖥️⭐ ++1.877.850.0361 or +1.877.850.0361
Frequently Asked Questions (Q&A)

Q1: Why is there a discrepancy in my Q u i c k B o o k s Error Support reconciliation?

A: Reconciliation discrepancies can occur due to data entry errors, 🖥️⭐ ++1.877.850.0361 or +1.877.850.0361 missing transactions, bank errors, or issues with the company file. Review 🖥️⭐ +1.877.850.0361 or +1.877.850.0361 the reconciliation report and verify transaction details to identify the cause.

Q2: How do I review the reconciliation report in Q u i c k B o o k s Error Support ?

A: Go to the Reports menu, select Banking >   ++1.877.850.0361 or +1.877.850.0361 Reconciliation Discrepancy, and review the report for discrepancies.