

LPEC Resource List
As of September 23, 2014
Jordan Skiff
Director of Public Works
jskiff@fdl.wi.gov; 920-322-3472

Walleye Weekend Statistics: As the busiest single use of the Park, it will be critical to consider the impact on Walleye Weekend for any changes the Committee recommends. In 2014, approximately 60,000 people attended. Counters were used at the four entry points, but as this does not cover every way people may have entered the festival, daily and weekend totals were estimated. *Status: 2014 statistics provided.*

Budget Summary: Although our Parks budget is not broken out by individual parks, City staff will provide a general summary of LSP projects and annual operating expenses. *Status: Summary to be provided at October LPEC meeting.*

Special Event Summary: LSP is a popular destination for special events, and the impact on these should be considered with any change in use of the park. *Status: The City Clerk's office will provide a summary of the 2013 – 2014 special events for the October LPEC meeting.*

Pavilion/Shelter Rentals: LSP shelters are used extensively each year, and the Pavilion sees use year-round. *Status: The City Clerk's office will provide a list of the 2013-2014 rentals for the October LPEC meeting.*

Parkwatch Surveys: Parkwatch is a group of local volunteers which maintains the Greenway Arboretum, collects water samples from the Fond du Lac River, and does some landscaping in Lallier Park. Before the Lakeside Park Exploratory Committee was even discussed, Parkwatch offered to conduct visitor surveys in a number of our parks, and completed four of them this summer. *Status: A summary of their findings are being provided tonight, and full copies of their reports are available upon request.*

Boathouse History: The boathouses that are found along the south shore of the marina are privately owned and taxed as personal property (although they stand on City property). Numerous documents have been compiled that document the legal history of these structures. *Status: Should a plan for redeveloping this part of the Park ever be seriously considered, this documentation will be shared with the Committee.*

Title Search Results/Restrictions: The Park was not formed from one single parcel, but has combined many parcels over the years to form the boundaries we know today. Some of these parcels were provided under natural resources programs that may restrict certain activities or

types of development. Status: Due to its complexity, the title paperwork will not be provided in its entirety to the Committee at this time. However, should the Committee be interested in expanding use or allowing development in certain areas, they will be made aware of those limitations.

Parks Usage Metrics: There are obvious benefits to having statistics about the current usage of Lakeside Park. Unfortunately, no statistically-based studies have been conducted to document this information. Status: City staff will provide an anecdotal summary of how the Park is used at the October LPEC meeting.

2009-2014 Recreation Plan: The City prepares a recreation plan every five years that reviews the parks throughout the City, as well as other recreation resources such as school and county facilities. The Plan includes a brief discussion of each park, including Lakeside. Status: An electronic copy of this Plan was sent to Committee members this afternoon.

2015-2019 Recreation Plan (Draft): An updated version of this Plan is nearing completion. Ideally, we would not publish it until the Committee's final recommendations could be included, but this may jeopardize qualifying for certain grants in 2015. Instead, the new Plan acknowledges the Committee's efforts in its section on LSP. Status: A copy of the new Plan will be available to Committee members or the public upon request.

Concessionaire Summary: A number of private contracts are already in place in LSP, and the City Council made it clear that it values these concessionaires. Status: A summary of the existing contractors, locations, and terms of their partnership will be provided at the October LPEC meeting.

GIS Maps: Our computer mapping system may prove to be helpful in analyzing and communicating ideas regarding different parts of the Park. Status: Our GIS technicians will be available as needed to update maps to reflect Committee progress, or to attend meetings to display specific areas or features to aid discussion.

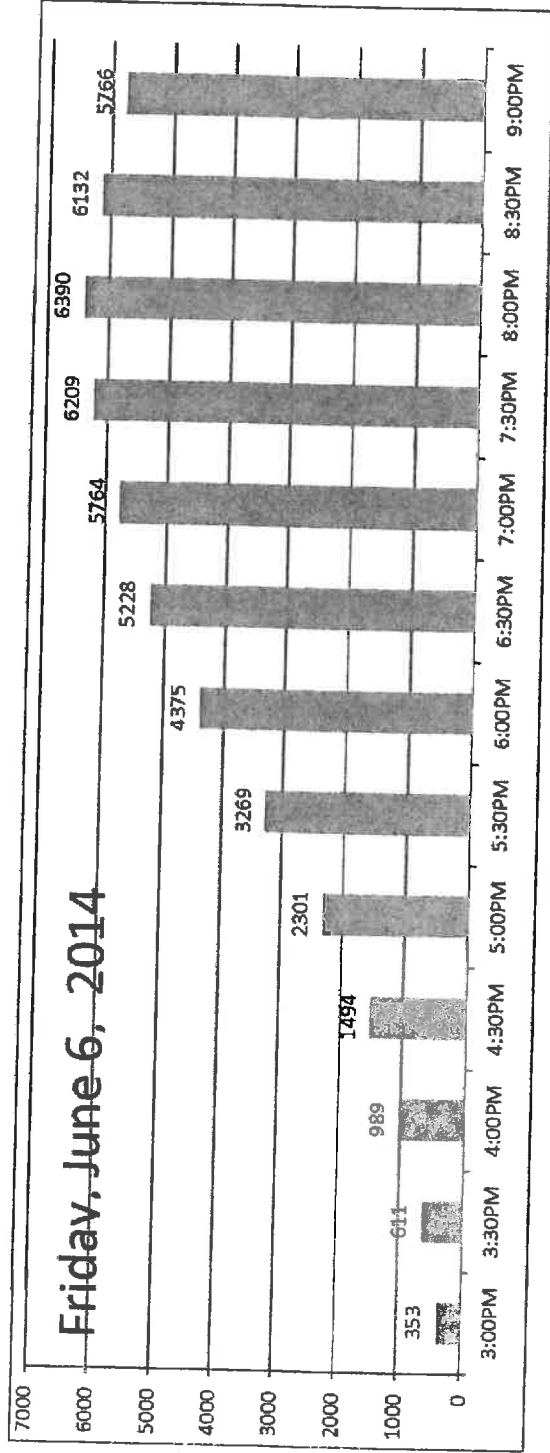
Traffic Counts: Many residents and visitors drive through the Park to enjoy its beauty and activity, even when they don't have time to stop. Although the best time to conduct traffic counts would be in the heart of summer or during the Holiday Lights display, even counts taken now may be enlightening. Status: Our engineering staff will obtain traffic counts at critical areas in the Park before the October LPEC meeting.

2014 Walleye Weekend Attendance


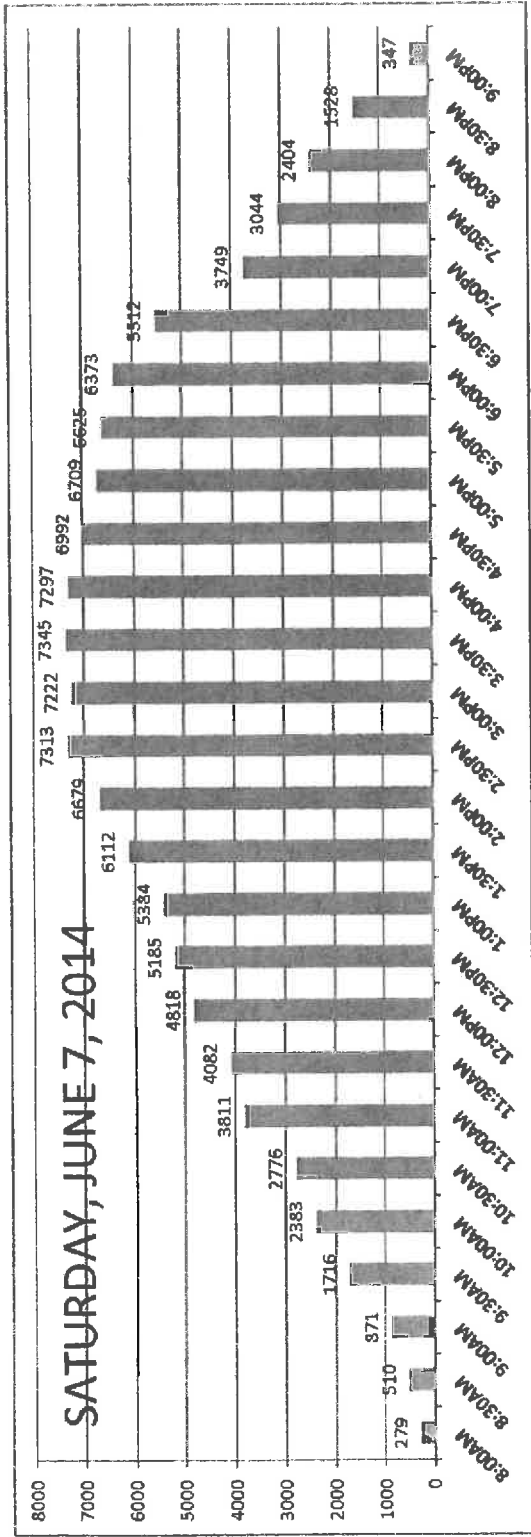
DAILY TOTALS & WEEKEND TOTALS

| Entry Gate | Fri, June 6 | Sat, June 7 | Sun, June 8 |
|--------------------|------------------|------------------|------------------|
| Main Street | 4,356 | 9,517 | 5,800 |
| Park Avenue* | 2,860 | 5,538 | 2,964 |
| Oven Island Bridge | 3,049 | 6,313 | 3,074 |
| Doty Street | 1,072 | 2,529 | 1,169 |
| Totals | 11,337 | 23,897 | 13,007 |
| Daily Estimate | 12,000 to 15,000 | 27,000 to 30,000 | 15,000 to 18,000 |
| Weekend Range | 54,000 to 63,000 | | |
| Weekend Estimate | 60,000 | | |

• Original calculation missed clicker reset. Total = 1,631 + 1,229



2014 Walleye Weekend Attendance



Parkwatch Surveys of Fond du Lac Parks
Summer, 2014

| Park/ Area | Date of Survey | # of Res-pondants | Age | | Origin | | Frequency of Visits | | Means of Arrival | | Attractions | |
|---|-------------------|-------------------|-------|-----------|-----------|---------|---------------------|---------|------------------|----------|---------------------|----------|
| | | | Range | Results | Location | Results | Range | Results | Options | Results | Comments | Results |
| Lakeside Park-- Lighthouse Area | 7/28/14 - 8/1/14 | 267 | < 20 | 91 | Nbrhood | 16 | Daily | 27 | Car | 83 | Playground | 42 |
| | | | 21-40 | 90 | FdL City | 50 | Weekly | 33 | Bike | 19 | Fishing | 77 |
| | | | 41-60 | 49 | Region | 41 | Monthly | 17 | Walk | 13 | Softball | 16 |
| | | | > 60 | 37 | Wisconsin | 7 | Annually | 12 | | | Walking | 68 |
| | | | | U.S./Intl | 15 | Rarely | 20 | | | Relaxing | 75 | |
| <p>Many Hmong fishing; safe to eat? Many people just enjoy driving through. Over 40 people visited the lighthouse. Sailing, photography and enjoying the flowers and water also popular. Desired improvements include speed control, beach, and a more accessible yacht club.</p> | | | | | | | | | | | | |
| Lakeside Park-- Playground Area | 6/16/14 - 6/20/14 | 475 | < 20 | 266 | Nbrhood | 7 | Daily | 18 | Car | 133 | Playground | 375 |
| | | | 21-40 | 137 | FdL City | 68 | Weekly | 58 | Bike | 7 | Rides/Carousel | 30 |
| | | | 41-60 | 34 | Region | 64 | Monthly | 35 | Walk | 9 | Walking | 22 |
| | | | > 60 | 38 | Wisconsin | 4 | Annually | 16 | | | Relaxing | 41 |
| | | | | U.S./Intl | 7 | Rarely | 9 | | | Fishing | 9 | |
| | | | | | | | | | | | Petting Zoo/Animals | 22 |
| <p>10 people came to see the Lake, 7 to the lighthouse. Comments show rides and animals are very popular. Top suggestions include improvements to bathrooms, rides, concessions, and a multi-use trail along the Lake.</p> | | | | | | | | | | | | |
| Paul Butzen Park | 8/25/14 - 8/29/14 | 102 | < 20 | 66 | Nbrhood | 29 | Daily | 4 | Car | 8 | Playground | 23 |
| | | | 21-40 | 19 | FdL City | 1 | Weekly | 14 | Bike | 8 | Basketball | 11 |
| | | | 41-60 | 7 | Wisconsin | 2 | Monthly | 5 | Walk | 18 | Tennis | 13 |
| | | | > 60 | 10 | U.S./Intl | 0 | Annually | 0 | | | | Softball |
| | | | | | | | | | | | Walking | 5 |
| | | | | | | | | | | | Relaxing | 6 |
| <p>3 skateboarders also used the park. Many visitors liked the small, secluded nature of the park, but several wanted bathrooms and swings.</p> | | | | | | | | | | | | |
| Franklin Park | 7/28/14 - 8/1/14 | 99 | < 20 | 64 | Nbrhood | 22 | Daily | 1 | Car | 15 | Playground | 60 |
| | | | 21-40 | 28 | FdL City | 3 | Weekly | 12 | Bike | 28 | Basketball | 5 |
| | | | 41-60 | 0 | Wisconsin | 2 | Weekly | 8 | Walk | 55 | Tennis | N/A |
| | | | > 60 | 7 | U.S./Intl | 0 | Monthly | 0 | | | | Softball |
| | | | | | | | | | | | Walking | 6 |
| | | | | | | | | | | | Relaxing | 31 |
| <p>Purchase/demolish bar on corner? Provide bathrooms or at least porta-potties during bike season? Sign on the Loop to indicate the Park?</p> | | | | | | | | | | | | |