

Lakeside Park User Survey Results - Preliminary

Stakeholder & Data Sub-committees

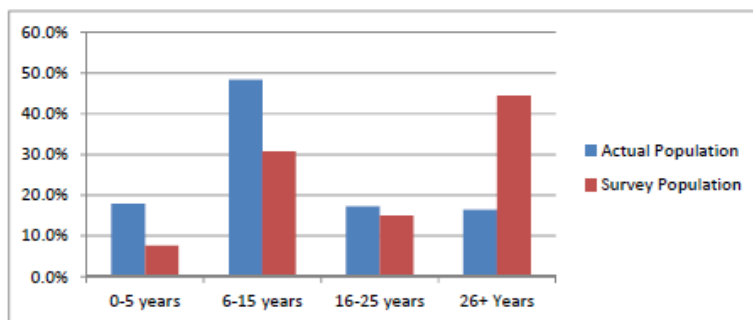
February 10, 2015

Survey Demographics

- Approximately 3200 total respondents
 - Not all questions were answered by each respondent
- Survey demographics track closely to the City's actual demographics except:

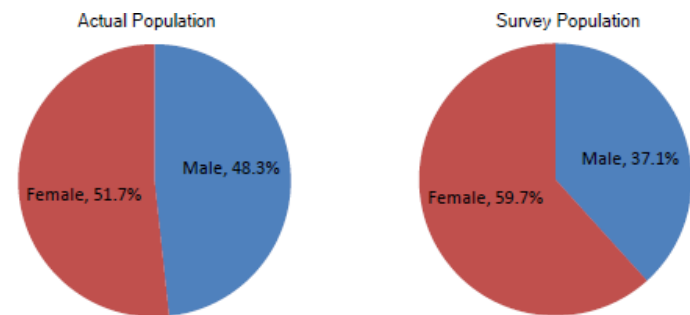
Residency

Respondents skewed towards 26+ year residents



Population

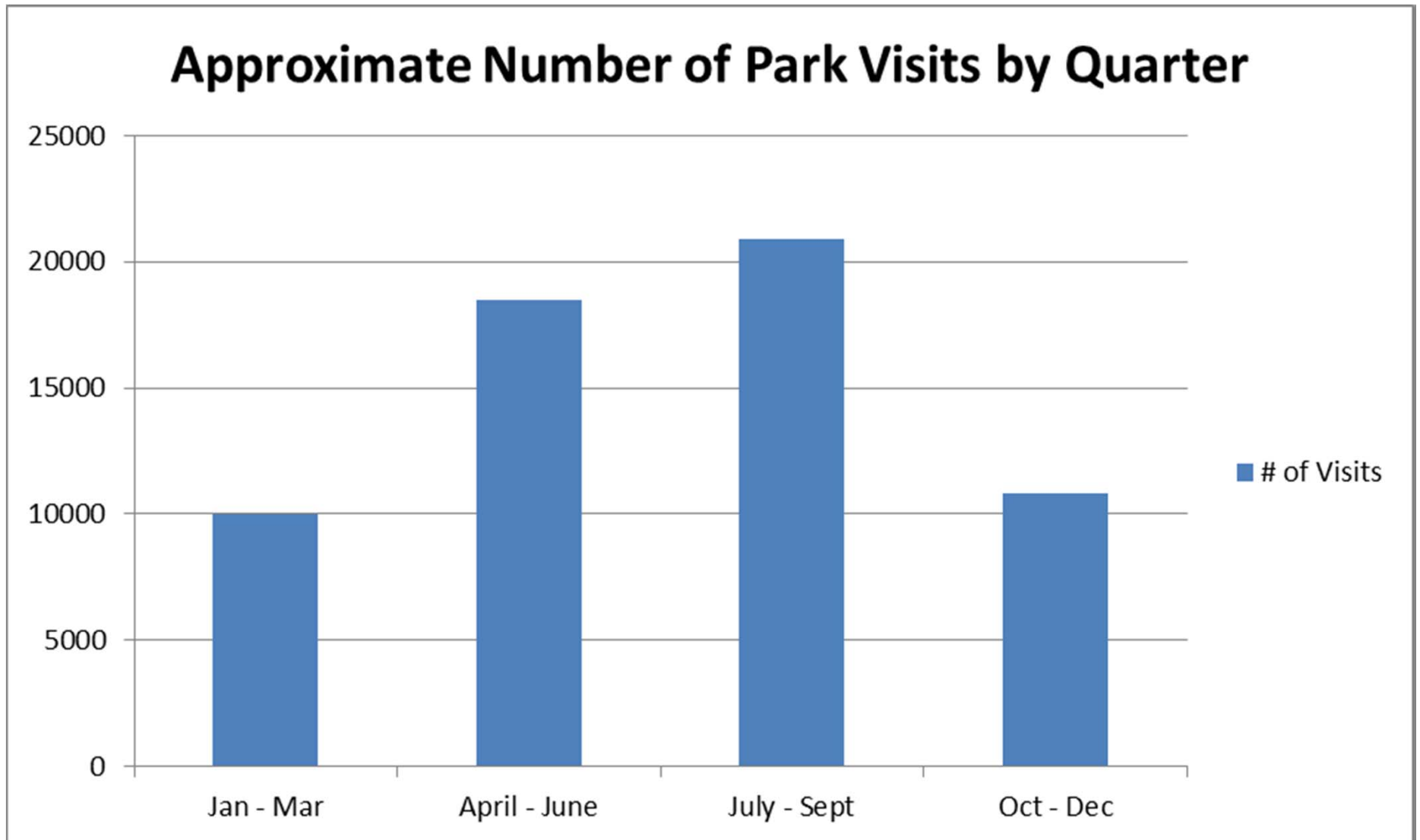
8% more women/11% fewer men replied



Survey Demographics

- Respondents are evenly split between those with children and those without children in their homes
 - 49% of respondents do not have children living in their home
 - 47 % have children in their home
 - 4% have children occasionally
- 93% of respondents live within Fond du Lac County
- Responses from all stakeholder groups were represented in the survey

Annual Lakeside Park User Visits



Questions 1-15 Responses

Response Options:

- Strongly Disagree (1)
- Disagree (2)
- Neutral (3)
- Agree (4)
- Strongly Agree (5)

Score is calculated for each question by multiplying the number of responses for each response option by the response weight. These numbers are totaled and divided by the totals number of question responses to get the Weighted Results as shown in the graph.

Scores over 3 tend to show agreement with the question. Responses under 3 tend to show a disagreement with the question.

